



Manufacturer & Stockist  
of

Heating, Ventilation &  
Air Movement Equipment

Units 2 & 3  
Bull Ring Trading Estate,  
Green Street, Digbeth,  
Birmingham, B12 0NB.  
Tel: 0121 766 8126  
Fax: 0121 766 7239  
[www.ajs-vent.co.uk](http://www.ajs-vent.co.uk)

# EASY FIT ACCESS DOOR RANGE

## EASY FIT UN-INSULATED ACCESS DOOR



### Description:

The AJS range of easy fit access doors are manufactured by ourselves in the UK and have been designed for both strength and to gain safe and easy access to all in-duct equipment for inspection, maintenance and duct cleaning purposes.

#### Size Options - Suitable for Spiral/Circular Duct.

- Type A - 200mmx80mm to suit 80 - 150mm Ø
- Type B - 250mmx150mm to suit 150 - 450mm Ø
- Type C - 400mmx300mm to suit 400 - 1016mm Ø

#### Suitable for Rectangular & Flat Oval Duct.

- Type A - 200mmx80mm
- Type B - 250mmx150mm
- Type C - 400mmx300mm

### Full Features:

- Double skinned construction.
- Manufactured from 0.8mm galvanised mild steel (as standard).
- Individually pressed to suit duct diameter.
- 6mm closed cell polyethylene gasket adhered to the inner panel sealing the duct internally.
- A positive seal is achieved via 2 external thermo plastic, tri-star threaded (m10) hand wheels, tightened onto press fitted internal fully threaded (m10) set bolts. (Zinc plated mild steel)
- Conical stainless steel springs fitted between the inner and outer panel offers a sprung separation for ease of installation and removal.
- Set bolt ends are pressed to purposely defect the thread ends, not allowing the access door to be completely disassembled, reducing the risk of the inner panel separating and falling into the duct, causing damage to other equipment.
- Self adhesive disposable duct hole cut out template, complete with installation instructions packaged with each access door.
- Optional - rubber edging strip (cut to size) for the duct hole rough edges, reducing the risk of personal injury when the access door is removed for duct cleaning and maintenance purposes.

#### Available Options

- Rubber - Safe edging strip.
- Factory fitted safety retaining chain.

#### Material Options

- Galvanised Mild Steel.
- 304 Stainless Steel.
- 316 Stainless Steel.



Manufacturer & Stockist  
of

Heating, Ventilation &  
Air Movement Equipment

Units 2 & 3  
Bull Ring Trading Estate,  
Green Street, Digbeth,  
Birmingham, B12 0NB.  
Tel: 0121 766 8126  
Fax: 0121 766 7239  
[www.ajs-vent.co.uk](http://www.ajs-vent.co.uk)

# EASY FIT STANDARD ACCESS DOOR RANGE

## EASY FIT UN-INSULATED STANDARD ACCESS DOOR



### Description:

The AJS range of easy fit galvanized mild steel standard access doors are manufactured by ourselves in the UK and have been designed for both strength and to gain safe and easy access to all in-duct equipment for inspection, maintenance and duct cleaning purposes.

#### Size Options

- Type A - 200mmx80mm to suit 80 -150mm Ø
- Type B - 250mmx150mm to suit 150 - 450mm Ø
- Type C - 400mmx300mm to suit 400 - 1016mm Ø

#### Optional

- Rubber edging strip (cut to size) for the duct hole rough edges, reducing the risk of personal injury when the access door is removed for duct cleaning and maintenance purposes.

### Full Features:

- Double skinned construction.
- Manufactured from 0.8mm galvanised mild steel (as standard).
- Individually pressed to suit duct diameter.
- 6mm closed cell polyethylene gasket adhered to the inner panel sealing the duct internally.
- A positive seal is achieved via 2 external thermo plastic, tri-star threaded (m10) hand wheels, tightened onto press fitted internal fully threaded (m10) set bolts. (Zinc plated mild steel)
- Conical stainless steel springs fitted between the inner and outer panel offers a sprung separation for ease of installation and removal.
- Set bolt ends are pressed to purposely defect the thread ends, not allowing the access door to be completely disassembled, reducing the risk of the inner panel separating and falling into the duct, causing damage to other equipment.
- Self adhesive disposable duct hole cut out template, complete with installation instructions packaged with each access door.
- Optional - rubber edging strip (cut to size) for the duct hole rough edges, reducing the risk of personal injury when the access door is removed for duct cleaning and maintenance purposes.

#### Available Options

- Rubber - Safe edging strip.
- Factory fitted safety retaining chain.

#### Material Options

- Galvanised Mild Steel.
- 304 Stainless Steel.
- 316 Stainless Steel.



Manufacturer & Stockist  
of

Heating, Ventilation &  
Air Movement Equipment

Units 2 & 3  
Bull Ring Trading Estate,  
Green Street, Digbeth,  
Birmingham, B12 0NB.  
Tel: 0121 766 8126  
Fax: 0121 766 7239  
[www.ajs-vent.co.uk](http://www.ajs-vent.co.uk)

# EASY FIT CHAINED ACCESS DOOR RANGE

## EASY FIT UN-INSULATED CHAINED ACCESS DOOR



### Description:

The AJS range of easy fit galvanized mild steel Chained access doors are manufactured by ourselves in the UK and have been designed for both strength and to gain safe and easy access to all in-duct equipment for inspection, maintenance and duct cleaning purposes. As with our standard access door, a fully removable, double skinned panel with the additional feature of a factory fitted safety retaining chain (one end) attached to the outer door panel, leaving the other end of the chain to be fixed to the duct to assist in the prevention of injury and damage from the panel falling/being dropped whilst removing.

### Size Options

- Type A - 200mmx80mm to suit 80 -150mm Ø
- Type B - 250mmx150mm to suit 150 - 450mm Ø
- Type C - 400mmx300mm to suit 400 - 1016mm Ø

### Full Features:

- Double skinned construction.
- Manufactured from 0.8mm galvanised mild steel (as standard).
- Individually pressed to suit duct diameter.
- 6mm closed cell polyethylene gasket adhered to the inner panel sealing the duct internally.
- A positive seal is achieved via 2 external thermo plastic, tri-star threaded (m10) hand wheels, tightened onto press fitted internal fully threaded (m10) set bolts. (Zinc plated mild steel)
- Conical stainless steel springs fitted between the inner and outer panel offers a sprung separation for ease of installation and removal.
- Set bolt ends are pressed to purposely defect the thread ends, not allowing the access door to be completely disassembled, reducing the risk of the inner panel separating and falling into the duct, causing damage to other equipment.
- Self adhesive disposable duct hole cut out template, complete with installation instructions packaged with each access door.
- Optional - rubber edging strip (cut to size) for the duct hole rough edges, reducing the risk of personal injury when the access door is removed for duct cleaning and maintenance purposes.
- Factory fitted safety retaining chain.

### Material Option

- Galvanised Mild Steel.
- 304 Stainless Steel.
- 316 Stainless Steel.



Manufacturer & Stockist  
of

Heating, Ventilation &  
Air Movement Equipment

Units 2 & 3  
Bull Ring Trading Estate,  
Green Street, Digbeth,  
Birmingham, B12 0NB.  
Tel: 0121 766 8126  
Fax: 0121 766 7239  
[www.ajs-vent.co.uk](http://www.ajs-vent.co.uk)

# EASY FIT FLAT OVAL ACCESS DOOR RANGE

## EASY FIT UN-INSULATED FLAT OVAL ACCESS DOOR



### Description:

The AJS range of easy fit galvanized mild steel flat oval access doors are manufactured by ourselves in the UK and have been designed for both strength and to gain safe and easy access to all in-duct equipment for inspection, maintenance and duct cleaning purposes.

### Size Options

- Type A - 200mmx80mm
- Type B - 250mmx150mm
- Type C - 400mmx300mm

### Full Features:

- Double skinned construction.
- Manufactured from 0.8mm galvanised mild steel (as standard).
- 6mm closed cell polyethylene gasket adhered to the inner panel sealing the duct internally.
- A positive seal is achieved via 2 external thermo plastic, tri-star threaded (m10) hand wheels, tightened onto press fitted internal fully threaded (m10) set bolts. (Zinc plated mild steel)
- Conical stainless steel springs fitted between the inner and outer panel offers a sprung separation for ease of installation and removal.
- Set bolt ends are pressed to purposely defect the thread ends, not allowing the access door to be completely disassembled, reducing the risk of the inner panel separating and falling into the duct, causing damage to other equipment.
- Self adhesive disposable duct hole cut out template, complete with installation instructions packaged with each access door.
- Optional - rubber edging strip (cut to size) for the duct hole rough edges, reducing the risk of personal injury when the access door is removed for duct cleaning and maintenance purposes.

### Material Option

- Galvanised Mild Steel.
- 304 Stainless Steel.
- 316 Stainless Steel.



**Manufacturer & Stockist  
of**

**Heating, Ventilation &  
Air Movement Equipment**

Units 2 & 3  
Bull Ring Trading Estate,  
Green Street, Digbeth,  
Birmingham, B12 0NB.  
Tel: 0121 766 8126  
Fax: 0121 766 7239  
[www.ajs-vent.co.uk](http://www.ajs-vent.co.uk)

# EASY FIT FLAT OVAL CHAINED ACCESS DOOR RANGE

## EASY FIT UN-INSULATED FLAT OVAL CHAINED ACCESS DOOR



### Description:

The AJS range of easy fit galvanized mild steel chained flat oval access doors are manufactured by ourselves in the UK and have been designed for both strength and to gain safe and easy access to all in-duct equipment for inspection, maintenance and duct cleaning purposes.

As with our standard access door, a fully removable, double skinned panel with the additional feature of a factory fitted safety retaining chain (one end) attached to the outer door panel, leaving the other end of the chain to be fixed to the duct to assist in the prevention of injury and damage from the panel falling/being dropped whilst removing.

### Size Options

- Type A - 200mmx80mm
- Type B - 250mmx150mm
- Type C - 400mmx300mm

### Full Features:

- Double skinned construction.
- Manufactured from 0.8mm galvanised mild steel (as standard).
- 6mm closed cell polyethylene gasket adhered to the inner panel sealing the duct internally.
- A positive seal is achieved via 2 external thermo plastic, tri-star threaded (m10) hand wheels, tightened onto press fitted internal fully threaded (m10) set bolts. (Zinc plated mild steel)
- Conical stainless steel springs fitted between the inner and outer panel offers a sprung separation for ease of installation and removal.
- Set bolt ends are pressed to purposely defect the thread ends, not allowing the access door to be completely disassembled, reducing the risk of the inner panel separating and falling into the duct, causing damage to other equipment.
- Self adhesive disposable duct hole cut out template, complete with installation instructions packaged with each access door.
- Optional - rubber edging strip (cut to size) for the duct hole rough edges, reducing the risk of personal injury when the access door is removed for duct cleaning and maintenance purposes.
- Factory fitted safety retaining chain.

### Material Option

- Galvanised Mild Steel.
- 304 Stainless Steel.
- 316 Stainless Steel.



Manufacturer & Stockist  
of

Heating, Ventilation &  
Air Movement Equipment

Units 2 & 3  
Bull Ring Trading Estate,  
Green Street, Digbeth,  
Birmingham, B12 0NB.  
Tel: 0121 766 8126  
Fax: 0121 766 7239  
[www.ajs-vent.co.uk](http://www.ajs-vent.co.uk)

# ACCESS DOOR DIMENSIONS & INSTALLATION METHOD

## EASY FIT SPIRAL / CIRCULAR & FLAT OVAL ACCESS DOORS

### INSTALLATION METHOD

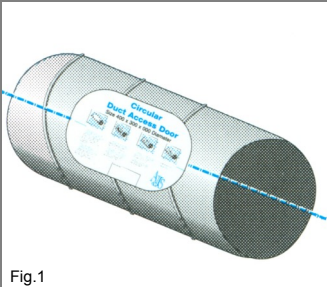


Fig.1

#### Stage 1. (See fig.1)

1. Locate and highlight central line on the duct.
2. After Aligning the template with the centre line (using the datum line). Attach by removing the backing tape.
3. Cut the opening to the outside of the AJS template.

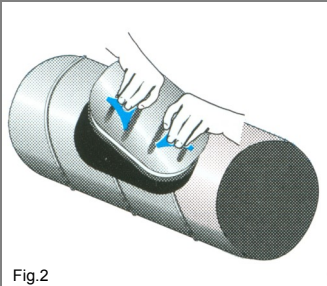


Fig.2

#### Stage 2. (See Fig.2)

1. Locate captive hand wheels and slacken fully.
2. At a 30° angle from the centre line, feed the inner panel through the duct opening.

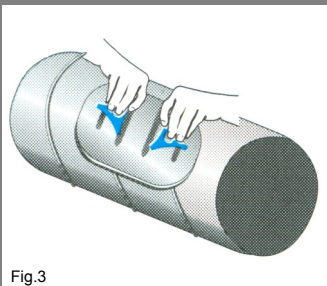


Fig.3

#### Stage 3. (See Fig.3)

1. Bringing the door to a central position, locate to the inner door panel by pulling slowly towards you.

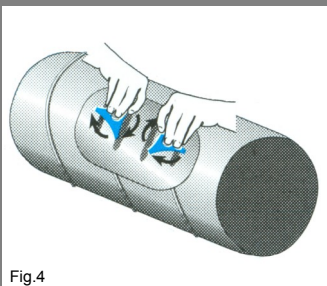


Fig.4

#### Stage 4.(See Fig.4)

1. Fully tighten the hand wheels to seal the door to the duct.
2. Secure safety chain to duct if applicable. **(Chained Access Doors ONLY)**

| STANDARD SIZES HELD IN STOCK |                      |
|------------------------------|----------------------|
| OVERALL<br>DOOR SIZE         | TO SIUT<br>DUCT SIZE |
| W (mm) X H (mm)              | DIAMETER (mm)        |
| 200 X 80                     | 80                   |
| 200 X 80                     | 100                  |
| 200 X 80                     | 125                  |
| 200 X 80                     | 150                  |
| 250 X 150                    | 150                  |
| 250 X 150                    | 160                  |
| 250 X 150                    | 180                  |
| 250 X 150                    | 200                  |
| 250 X 150                    | 224                  |
| 250 X 150                    | 250                  |
| 250 X 150                    | 280                  |
| 250 X 150                    | 300                  |
| 250 X 150                    | 315                  |
| 250 X 150                    | 355                  |
| 250 X 150                    | 400                  |
| 250 X 150                    | 450                  |
| 400 X 300                    | 400                  |
| 400 X 300                    | 450                  |
| 400 X 300                    | 500                  |
| 400 X 300                    | 560                  |
| 400 X 300                    | 630                  |
| 400 X 300                    | 711                  |
| 400 X 300                    | 762                  |
| 400 X 300                    | 813                  |
| 400 X 300                    | 914                  |
| 400 X 300                    | 1016                 |

**ALL SIZES ARE APPROXIMATE**