



Manufacturer & Stockist
of

Heating, Ventilation &
Air Movement Equipment

Units 2 & 3
Bull Ring Trading Estate,
Green Street, Digbeth,
Birmingham, B12 0NB.
Tel: 0121 766 8126
Fax: 0121 766 7239
www.ajs-vent.co.uk

EASY FIT ACCESS DOOR RANGE

EASY FIT UN-INSULATED ACCESS DOOR



Description:

The AJS range of easy fit access doors are manufactured by ourselves in the UK and have been designed for both strength and to gain safe and easy access to all in-duct equipment for inspection, maintenance and duct cleaning purposes.

Size Options - Suitable for Spiral/Circular Duct.

- Type A - 200mmx80mm to suit 80 - 150mm Ø
- Type B - 250mmx150mm to suit 150 - 450mm Ø
- Type C - 400mmx300mm to suit 400 - 1016mm Ø

Suitable for Rectangular & Flat Oval Duct.

- Type A - 200mmx80mm
- Type B - 250mmx150mm
- Type C - 400mmx300mm

Full Features:

- Double skinned construction.
- Manufactured from 0.8mm galvanised mild steel (as standard).
- Individually pressed to suit duct diameter.
- 6mm closed cell polyethylene gasket adhered to the inner panel sealing the duct internally.
- A positive seal is achieved via 2 external thermo plastic, tri-star threaded (m10) hand wheels, tightened onto press fitted internal fully threaded (m10) set bolts. (Zinc plated mild steel)
- Conical stainless steel springs fitted between the inner and outer panel offers a sprung separation for ease of installation and removal.
- Set bolt ends are pressed to purposely defect the thread ends, not allowing the access door to be completely disassembled, reducing the risk of the inner panel separating and falling into the duct, causing damage to other equipment.
- Self adhesive disposable duct hole cut out template, complete with installation instructions packaged with each access door.
- Optional - rubber edging strip (cut to size) for the duct hole rough edges, reducing the risk of personal injury when the access door is removed for duct cleaning and maintenance purposes.

Available Options

- Rubber - Safe edging strip.
- Factory fitted safety retaining chain.

Material Options

- Galvanised Mild Steel.
- 304 Stainless Steel.
- 316 Stainless Steel.



Manufacturer & Stockist
of

Heating, Ventilation &
Air Movement Equipment

Units 2 & 3
Bull Ring Trading Estate,
Green Street, Digbeth,
Birmingham, B12 0NB.
Tel: 0121 766 8126
Fax: 0121 766 7239
www.ajs-vent.co.uk

ACCESS DOOR DIMENSIONS & INSTALLATION METHOD

EASY FIT SPIRAL / CIRCULAR & FLAT OVAL ACCESS DOORS

INSTALLATION METHOD

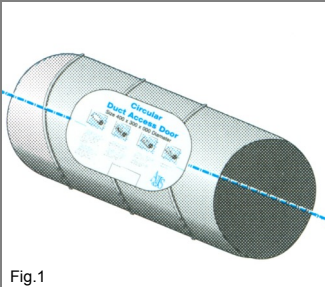


Fig.1

Stage 1. (See fig.1)

1. Locate and highlight central line on the duct.
2. After Aligning the template with the centre line (using the datum line). Attach by removing the backing tape.
3. Cut the opening to the outside of the AJS template.

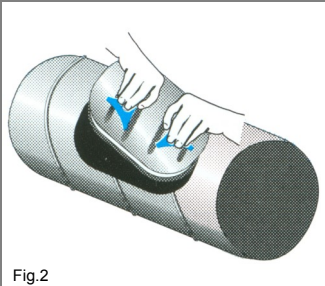


Fig.2

Stage 2. (See Fig.2)

1. Locate captive hand wheels and slacken fully.
2. At a 30° angle from the centre line, feed the inner panel through the duct opening.

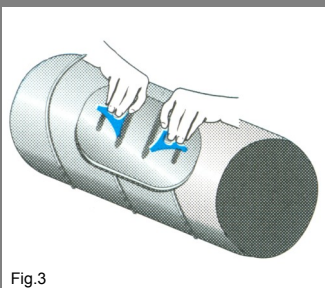


Fig.3

Stage 3. (See Fig.3)

1. Bringing the door to a central position, locate to the inner door panel by pulling slowly towards you.

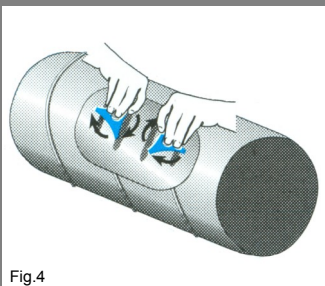


Fig.4

Stage 4.(See Fig.4)

1. Fully tighten the hand wheels to seal the door to the duct.
2. Secure safety chain to duct if applicable. **(Chained Access Doors ONLY)**

STANDARD SIZES HELD IN STOCK

OVERALL DOOR SIZE	TO SIUT DUCT SIZE
W (mm) X H (mm)	DIAMETER (mm)
200 X 80	80
200 X 80	100
200 X 80	125
200 X 80	150
250 X 150	150
250 X 150	160
250 X 150	180
250 X 150	200
250 X 150	224
250 X 150	250
250 X 150	280
250 X 150	300
250 X 150	315
250 X 150	355
250 X 150	400
250 X 150	450
400 X 300	400
400 X 300	450
400 X 300	500
400 X 300	560
400 X 300	630
400 X 300	711
400 X 300	762
400 X 300	813
400 X 300	914
400 X 300	1016

ALL SIZES ARE APPROXIMATE